

















**Prese ad Innesto Rapido** - Quick Couplings - Schnellverschluss Kupplungen - Coupleurs Automatiques - Enchufes Rápidos - Conexões de Engate Rápido

<p>SERIE UNI ISO 6150 A-6</p>  <p><b>Serie 100</b> Pag. 15.7 - 15.10</p>	<p>SERIE MIGNON <b>New</b></p>  <p><b>Serie 110</b> Pag. 15.11 - 15.16</p>	<p>SERIE UNI ISO 6150 B-12</p>  <p><b>Serie 120</b> Pag. 15.17 - 15.22</p>	<p>ITALIAN PROFILE</p>  <p><b>Serie 120</b> Pag. 15.23 - 15.28</p>
<p>SERIE UNI ISO 6150 B-15</p>  <p><b>Serie 130</b> Pag. 15.29 - 15.33</p>	<p>SERIE UNI ISO 6150 C-10</p>  <p><b>Serie 140</b> Pag. 15.34 - 15.39</p>	<p>EUROPEAN PROFILE</p>  <p><b>Serie 160</b> Pag. 15.40 - 15.45</p>	<p>SWISS PROFILE</p>  <p><b>Serie 170</b> Pag. 15.46 - 15.50</p>
<p>MIGNON PROFILE <b>New</b></p>  <p><b>Serie 180</b> Pag. 15.51 - 15.54</p>	<p>MULTISOCKET <b>New</b></p>  <p><b>Serie 190 - 63190</b> Pag. 15.55 - 15.61</p>	<p>JAPANESE PROFILE</p>  <p><b>Serie 400</b> Pag. 15.62 - 15.64</p>	<p>SERIE 700</p>  <p><b>Serie 700</b> Pag. 15.65 - 15.67</p>
<p>SERIE UNI ISO 6150 B-17</p>  <p><b>Serie 710</b> Pag. 15.68 - 15.70</p>	<p>B-SOCKET EUROPEAN</p>  <p><b>Serie 720</b> Pag. 15.71 - 15.74</p>	<p>EUROPEAN PROFILE <b>New</b></p>  <p><b>Serie 730</b> Pag. 15.75 - 15.80</p>	<p>EUROPEAN PROFILE <b>New</b></p>  <p><b>Serie 740</b> Pag. 15.81 - 15.83</p>

**Prese di Sicurezza ad Innesto Rapido** - Safety Quick Couplings - Kupplungen Sicherheit - Coupleurs de Sécurité - Enchufes de Seguridad - Conexões de Segurança

<p>SERIE UNI ISO 6150 B-12</p>  <p><b>Serie 620</b> Pag. 15.85 - 15.88</p>	<p>ITALIAN PROFILE</p>  <p><b>Serie 650</b> Pag. 15.89 - 15.90</p>	<p>EUROPEAN PROFILE</p>  <p><b>Serie 660</b> Pag. 15.91 - 15.92</p>	<p>SWISS PROFILE</p>  <p><b>Serie 670</b> Pag. 15.93 - 15.94</p>
<p>SERIE UNI ISO 6150 B-12</p>  <p><b>Serie 0B120</b> Pag. 15.97 - 15.99</p>	<p>SERIE UNI ISO 6150 C-10</p>  <p><b>Serie 0B140</b> Pag. 15.100 - 15.102</p>	<p>EUROPEAN PROFILE <b>New</b></p>  <p><b>Serie 0B160</b> Pag. 15.103 - 15.105</p>	

**Giunti ad Innesto Rapido per Raffreddamento Stampi** - Quick Couplings for Molding Cooling - Schnellkupplungen Für Spritzgussanwendungen - Coupleurs pour Moules D'injection - Enchufes Rápidos para Refrigeración de Moldes - Conexões de Engate Rápido para Resfriamento de Moldes

<p>FRENCH PROFILE DN 8 - DN 12</p>  <p><b>Series 410 - 420 - 510 - 520</b> Pag. 15.104 - 15.110</p>	<p>INTERNATIONAL PROFILE DN 6 - DN 9</p>  <p><b>Series 430 - 440 - 530 - 540</b> Pag. 15.112 - 15.119</p>	<p>EUROPEAN PROFILE DN 6 - DN 9</p>  <p><b>Series 460 - 470 - 560 - 570</b> Pag. 15.120 - 15.127</p>	<p><b>6049</b></p>  <p>Pag. 15.128</p>
--	--	--	---

**Pistole di Soffiaggio** - Blow Guns - Blaspistolen - Soufflettes - Pistolas Sopladoras - Pistola de Ar

 <p><b>Series 360</b> Pag. 15.130 - 15.132</p>	 <p><b>Series 300</b> Pag. 15.133 - 15.135</p>	 <p><b>Spare Parts</b> Pag. 15.136</p>	 <p><b>Series 340</b> Pag. 15.137</p>
---	---	--	--

Alignep si riserva il diritto di variare modelli e ingombri senza preavviso - Alignep reserves the right to vary models and dimensions without notice - Alignep behält sich das Recht vor, Daten ohne Ankündigung zu ändern  
 Alignep se reserva el derecho de modificar modelos y dimensiones sin previo aviso - Alignep se reserva o direito de alterar os modelos e dimensões sem prévio aviso

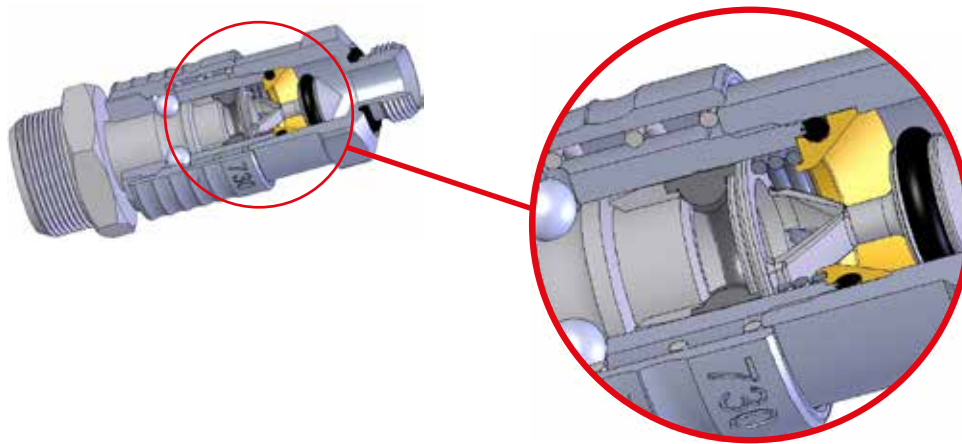
**TOP FLOW**

**ENERGY SAVING**

+25% DI FLUSSO (2550 NI/min)  
 +25% FLOW RATE (2550 NI/min)  
 +25% DURCHFLUSSWERTE (2550 NI/min)  
 +25% DÉBIT (2550 NI/min)  
 +25% CAUDAL DE FLUJO (2550 NI/min)  
 +25% VAZÃO (2550 NI/min)

**FLUSSO IN ENTRAMBE LE DIREZIONI**  
 BI-DIRECTIONAL FLOW  
 BI-DIREKTIONAL DURCHFLUSS  
 BI-DIRECTIONNEL DÉBIT  
 BIDIRECCIONAL FLUJO  
 BI-DIRECCIONAL VAZÃO

**UTILIZZABILE CON VUOTO**  
 USABLE WITH VACUUM  
 VERWENDBAR MIT VAKUUM  
 UTILISABLE AVEC LE VACUUM  
 UTILIZABLE CON VACÍO  
 UTILIZÁVEL COM VÁCUO



**CARATTERISTICHE TECNICHE**

TECHNICAL CHARACTERISTICS  
 TECHNISCHE ANGABEN  
 CARACTÉRISTIQUES TECHNIQUES  
 CARACTERÍSTICAS TÉCNICAS  
 CARACTERÍSTICAS TÉCNICAS



**Norma di Riferimento**

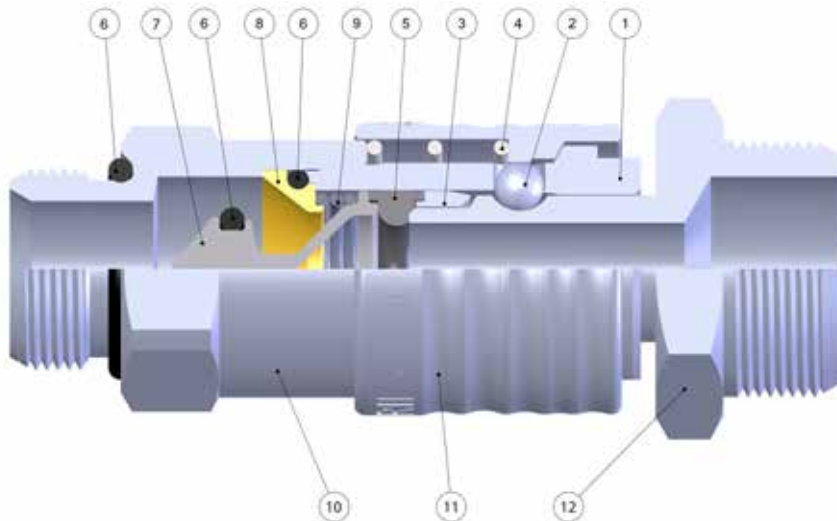
Reference standard  
 Entspricht der Norm  
 Norme de référence  
 Normativa de referencia  
 Norma de referência

1907/2006  
 REACH ✓

2011/65/CE  
 RoHS ✓

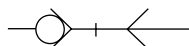
PED  
 2014/68/UE

SILICON  
 FREE

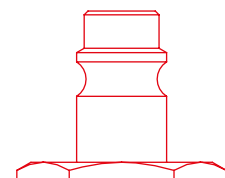


**FKM A RICHIESTA**  
 IF REQUESTED FKM  
 FKM AUF ANFRAGE  
 FKM SUR DEMANDE  
 FKM BAJO DEMANDA  
 FKM SOB ENCOMENDA

DN  
 7.5 - 7.8 mm




EUROPEAN



1:1

Materiali e Componenti	IT	Component Parts and Materials	GB	Komponenten und Materialien	DE
1 Corpo in Ottone Nichelato		1 Nickel-Plated Brass Body		1 Körper Messing Vernickelt	
2 Sfera in Acciaio AISI 420		2 Stainless Steel AISI 420 Balls		2 Kugel Edelstahl AISI 420	
3 Anello Guida Innesto in Ottone Nichelato		3 Nickel-Plated Brass Guide Ring Coupling		3 Stecker Führungsring Messing Vernickelt	
4 Molla Ghiera in Acciaio AISI 302		4 Stainless Steel AISI 302 Ring Nut Spring		4 Entriegelungsfeder Edelstahl AISI 302	
5 Guarnizione Innesto Sagomata in NBR		5 NBR Plug Molded Seals		5 O-Ring NBR	
6 Guarnizione O-Ring in NBR		6 NBR O-Ring Seals		6 O-Ring NBR	
7 Otturatore in Zamak Nichelato		7 Nickel-Plated Zamak Shutter		7 Verschluss Zamak Vernickelt	
8 Anello in Ottone Nichelato		8 Nickel-Plated Brass Ring		8 Ring Messing Vernickelt	
9 Molla Otturatore in Acciaio AISI 302		9 Stainless Steel AISI 302 Shutter Spring		9 Verschlussfeder Edelstahl AISI 302	
10 Attacco Terminale in Ottone Nichelato		10 Nickel-Plated Brass Coupling Back Part		10 Einschraubkörper Messing Vernickelt	
11 Ghiera in Ottone Nichelato		11 Nickel-Plated Brass Sleeve		11 Entriegelungshülse Messing Vernickelt	
12 Innesto in Ottone Nichelato		12 Nickel-Plated Brass Plug Outline		12 Stecker Messing Vernickelt	

Matériaux et Composants	FR	Materiales y Componentes	ES	Materiais e Componentes	PT
1 Corps: Laiton Nickelé		1 Cuerpo en latón niquelado		1 Corpo em Latão Niquelado	
2 Bille: Acier Inoxydable AISI 420		2 Esfera en acero AISI 420		2 Esfera em aço AISI 420	
3 Bague de Guidage: Laiton Nickelé		3 Anillo guía enchufe en latón niquelado		3 Anel guia do plug em latão niquelado	
4 Ressort de Bague: Acier Inoxydable AISI 302		4 Muelle tuerca en acero AISI 302		4 Mola da porca em aço AISI 302	
5 Joint Torique en NBR		5 Tapón obturador sagomata NBR		5 Vedações em NBR moldada para plug	
6 Joint Torique en NBR		6 Junta tórica en NBR		6 Vedação O-Ring em NBR	
7 Clapet: Zamak Nickelé		7 Obturador en zamak niquelado		7 Obturador em zamak niquelado	
8 Bague en Laiton Nickelé		8 Anillo en latón niquelado		8 Anel em latão niquelado	
9 Ressort de Clapet: Acier Inoxydable AISI 302		9 Muelle obturador en acero AISI 302		9 Mola do obturador em aço AISI 302	
10 Corps: Laiton Nickelé		10 Terminal de conexión en latón niquelado		10 Conexão terminal em latão niquelado	
11 Bague: Laiton Nickelé		11 Tuerca en latón niquelado		11 Porca em latão niquelado	
12 Embout: Laiton Nickelé		12 Enchufe en latón niquelado		12 Plug em latão niquelado	

 **Pressione d'esercizio**

Working Pressures


Betriebsdruck

Pression de service

Presión de Ejercicio

Pressão de Trabalho

**-0,99 bar**  
**16 bar**

 **Max pressione statica (no pulsazioni)**

Maximum static pressure (no pulsations)


Maximaler statischer Betriebsdruck (ohne pulsations)

Pression statique maximale (sans pulsation)

Presión estática máxima (sin pulsaciones)

Pressão estática máxima (sem pulsações)

**35 bar**

 **Temperature**

Temperatures

Temperatur

Températures


Temperaturas

Temperaturas

**- 20 °C**  
**+ 80 °C**

Con Guarnizioni FKM  
With FKM Seals  
Mit FKM Dichtung  
Avec joints FKM  
Con juntas FKM  
Com Vedação em FKM

**- 10 °C**  
**+ 200 °C**

 **Fluidi compatibili**

Aria compressa / Vuoto / Acqua


Fluids  
Compressed air / Vacuum / Water

Geeignete Medien  
Druckluft / Vakuum / Wasser

Fluides compatibles  
Air comprimé / Vide / Eau

Fluidos compatibles  
Aire comprimido / Vacío / Agua

Fluidos compatíveis  
Ar comprimido / Vácuo / Água

 **Portata** NI/min

Flow Rate

Durchflusswerte

Débit

Caudal de Flujo

Vazão

DN	6 bar Δ 1	6 bar Δ 0.5	6 bar *
7.8	2550	1850	2900

\* Scarico libero - Exhaust Free - Kostenlose Auspuff - Échappement libre - Escape Libre - Descarga livr.



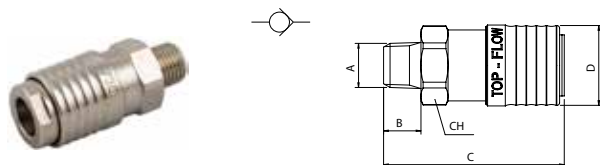
Filettatura	IT	Threads	GB	Gewindearten	DE
Gas conica conforme ISO 7.1, BS 21, DIN 2999. Gas cilindrica conforme ISO 228 Classe A.		Tapered gas in conformity with ISO 7.1, BS 21, DIN 2999. Parallel gas in conformity with ISO 228 Class A.		Konisches Gewinde nach Norm ISO 7.1, BS 21, DIN 2999. Zylindrisches Gewinde nach Norm ISO 228 Classe A.	

Filetages	FR	Roscas	ES	Roscas	PT
Filetage conique conforme: ISO 7.1, BS 21, DIN 2999. Filetage cylindrique conforme: ISO 228 Classe A.		Gas cónica conforme ISO 7.1, BS 21, DIN 2999. Gas cilíndrica conforme ISO 228 Clase A.		Gas cónica conforme ISO 7.1, BS 21, DIN 2999. Gas paralela conforme ISO 228 Classe A.	

## 730

### PRESA MASCHIO CONICO

MALE TAPER SOCKET  
 VERSCHLUSS-KUPPLUNG MIT AUSSENGEWINDE KONISCH  
 COUPLEUR MÂLE CONIQUE  
 ENCHUFE MACHO CÓNICA  
 SOQUETE COM ROSCA MACHO CÔNICA



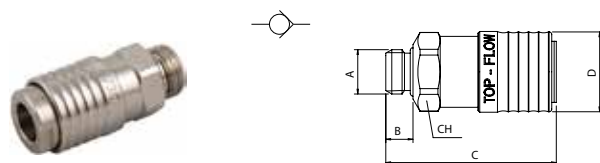
Code	A	B	C	D	CH	Pack.
00730 00 001	1/4	8	49.5	24	21	10
00730 00 002	3/8	11.5	53	24	21	10
00730 00 003	1/2	14	55.5	24	21	10

## 731

### PRESA MASCHIO CILINDRICO CON OR

MALE CILINDRIC SOCKET WITH OR  
 VERSCHLUSS-KUPPLUNG MIT AUSSENGEWINDE ZYLINDRISCH MIT OR  
 COUPLEUR MÂLE CYLINDRIQUE AVEC OR  
 ENCHUFE MACHO CILINDRICA CON OR  
 SOQUETE COM ROSCA MACHO PARALELA COM OR

New



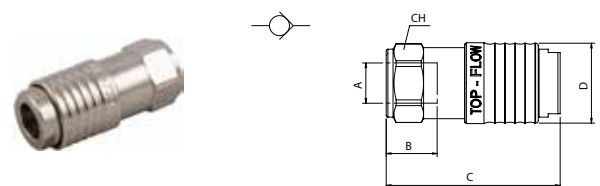
Code	A	B	C	D	CH	Pack.
00731 00 001	1/4	8	49.5	24	21	10
00731 00 002	3/8	9	50.5	24	21	10
00731 00 003	1/2	10	51.5	24	25	10
Code FKM						
00731 V0 001	1/4	8	49.5	24	21	10
00731 V0 002	3/8	9	50.5	24	21	10
00731 V0 003	1/2	10	51.5	24	25	10

## 732

### PRESA FEMMINA

FEMALE SOCKET  
 VERSCHLUSS-KUPPLUNG MIT INNENGEWINDE  
 COUPLEUR FEMELLE  
 ENCHUFE HEMBRA  
 SOQUETE COM ROSCA FÊMEA

New

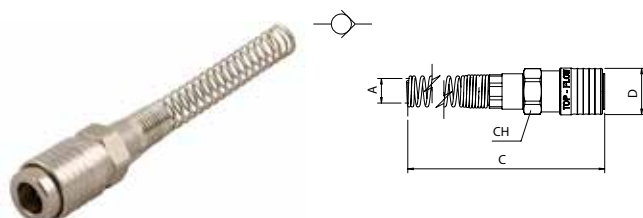


Code	A	B	C	D	CH	Pack.
00732 00 001	1/4	12	50.5	24	21	10
00732 00 002	3/8	12	51.5	24	21	10
00732 00 003	1/2	15	56	24	24	10
Code FKM						
00732 V0 001	1/4	12	50.5	24	21	10
00732 V0 002	3/8	12	51.5	24	21	10
00732 V0 003	1/2	15	56	24	24	10

## 733

### PRESA A CALZAMENTO CON MOLLA

COMPRESSION SOCKET WITH SPRING  
 VERSCHLUSS-KUPPLUNG MIT KNICKSCHUTZFEDER  
 COUPLEUR AVEC RESSORT DE PROTECTION  
 ENCHUFE TUBO CON MUELLE  
 SOQUETE COM CONEXÃO PUSH-ON COM MOLA



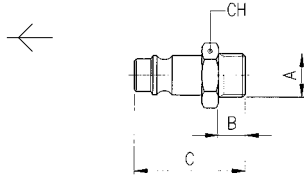
Code	A	C	D	CH	Pack.
00733 00 002	8/6	139	24	21	10
00733 00 004	10/6,5	147.5	24	21	10
00733 00 003	10/8	147.5	24	21	10
00733 00 006	12/8-12/9	154.5	24	21	10
00733 00 007	12/10	154.5	24	21	10

Molla Acciaio Inox AISI 304 - EN 1.4301  
 Stainless Steel Spring AISI 304 - EN 1.4301  
 Edelstahlfeder AISI 304 - EN 1.4301  
 Ressort Acier Inoxydable AISI 304 - EN 1.4301  
 Muelle Acero Inoxidable AISI 304 - EN 1.4301  
 Mola Aço Inoxidável AISI 304 - EN 1.4301

## 261

### INNESTO MASCHIO

MALE PLUG  
 STECKER MIT AUSSENGEWINDE  
 EMBOUT MÂLE  
 ADAPTADOR MACHO  
 PLUG COM ROSCA MACHO

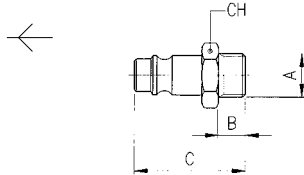


Code	A	B	C	CH	Pack.
00261 00 01 03 NB	1/4	8	33	17	10
00261 00 01 04 NB	3/8	9	34	19	10
00261 00 01 05 NB	1/2	10	35.5	24	10

## 261AC DN 7.8

### INNESTO IN ACCIAIO MASCHIO

STEEL MALE PLUG  
 STECKER MIT AUSSENGEWINDE AUS STAHL  
 EMBOUT MÂLE EN ACIER  
 ADAPTADOR EN ACERO MACHO  
 PLUG EM AÇO COM ROSCA MACHO



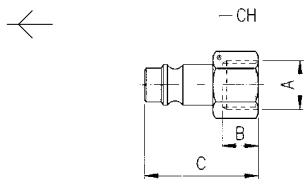
Code	A	B	C	CH	Pack.
261AC 00 51 03 ZI	1/4	8	33	17	10
261AC 00 51 04 ZI	3/8	9	34	19	10
261AC 00 51 05 ZI	1/2	10	35.5	24	10

**Acciaio Indurito**  
 Hardened Steel  
 Gehärtetem Stahl  
 Acier Trempé  
 Acero Curtido  
 Aço Endurecido

## 262

### INNESTO FEMMINA

FEMALE PLUG  
 STECKER MIT INNENGEWINDE  
 EMBOUT FEMELLE  
 ADAPTADOR HEMBRA  
 PLUG COM ROSCA FÊMEA

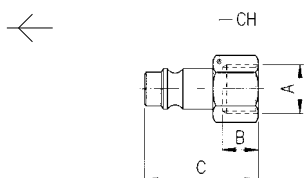


Code	A	B	C	CH	Pack.
00262 00 01 03 NB	1/4	11	33	17	10
00262 00 01 04 NB	3/8	11.5	33.5	19	10
00262 00 01 05 NB	1/2	14	36	24	10

## 262AC DN 7.8

### INNESTO IN ACCIAIO FEMMINA

STEEL FEMALE PLUG  
 STECKER MIT INNENGEWINDE AUS STAHL  
 EMBOUT FEMELLE EN ACIER  
 ADAPTADOR EN ACERO HEMBRA  
 PLUG EM AÇO COM ROSCA FÊMEA



Code	A	B	C	CH	Pack.
262AC 00 51 03 ZI	1/4	11	33	17	10
262AC 00 51 04 ZI	3/8	11.5	33.5	19	10
262AC 00 51 05 ZI	1/2	14	36	24	10

**Acciaio Indurito**  
 Hardened Steel  
 Gehärtetem Stahl  
 Acier Trempé  
 Acero Curtido  
 Aço Endurecido

## 263

### INNESTO A CALZAMENTO CON MOLLA

COMPRESSION PLUG WITH SPRING  
 STECKER MIT KNICKSCHUTZFEDER  
 EMBOUT AVEC RESSORT DE PROTECTION  
 ADAPTADOR TUBO CON MUELLE  
 PLUG COM CONEXÃO PUSH-ON COM MOLA



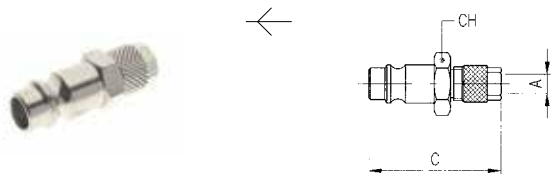
Code	A	C	CH	Pack.
00263 00 001	6/4	124.5	13	10
00263 00 002	8/6	130	13	10
00263 00 003	10/8	137.5	14	10
00263 00 004	12/10	143	16	10

Molla Acciaio Inox AISI 304 - EN 1.4301  
 Stainless Steel Spring AISI 304 - EN 1.4301  
 Edelstahlfeder AISI 304 - EN 1.4301  
 Ressort Acier Inoxydable AISI 304 - EN 1.4301  
 Muelle Acero Inoxidable AISI 304 - EN 1.4301  
 Mola Aço Inoxidável AISI 304 - EN 1.4301

## 264

### INNESTO A CALZAMENTO

COMPRESSION PLUG  
 STECKER MIT ÜBERWURFVERSCHRAUBUNG  
 EMBOUT À RACCORD À COIFFE  
 ADAPTADOR TUBO  
 PLUG COM CONEXÃO PUSH-ON



Code	A	C	CH	Pack.
00264 00 001	6/4	36	13	10
00264 00 002	8/6	36.5	13	10
00264 00 003	10/8	38.5	14	10
00264 00 004	12/10	47.5	16	10

## 265

### INNESTO CON PORTAGOMMA A RESCA

BARBED PLUG  
 STECKER MIT SCHLAUCHTÜLLE  
 EMBOUT À DOUILLE ANNELÉE POUR TUBE  
 ADAPTADOR ESPIGA  
 PLUG COM ESPIGÃO PARA TUBO DE BORRACHA

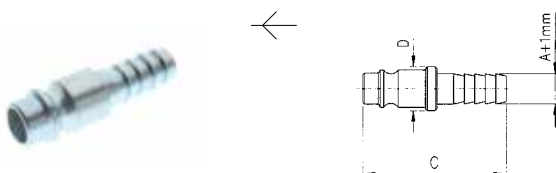


Code	A	C	D	Pack.
00265 00 01 X4 NB	6	39.5	12	10
00265 00 01 X7 NB	8	39.5	12	10
00265 00 01 X9 NB	10	42.5	14	10
00265 00 01 Y1 NB	12	42.5	16	10

## 265AC DN 7.8

### INNESTO IN ACCIAIO CON PORTAGOMMA A RESCA

STEEL BARBED PLUG  
 STECKER MIT SCHLAUCHTÜLLE AUS STAHL  
 EMBOUT À DOUILLE ANNELÉE POUR TUBE EN ACIER  
 ADAPTADOR EN ACERO ESPIGA  
 PLUG EM AÇO COM ESPIGÃO PARA TUBO DE BORRACHA



Code	A	C	D	Pack.
265AC 00 51 X4 ZI	6	39.5	12	10
265AC 00 51 X7 ZI	8	39.5	12	10
265AC 00 51 X9 ZI	10	42.5	14	10
265AC 00 51 Y1 ZI	12	42.5	16	10

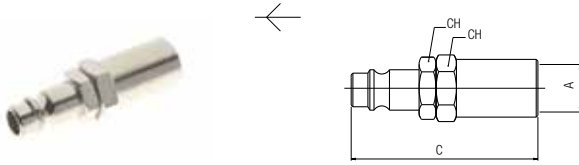
Acciaio Indurito  
 Hardened Steel  
 Gehärtetem Stahl  
 Acier Trempé  
 Acero Curtido  
 Aço Endurecido

## 266

### INNESTO CON PORTAGOMMA

PLUG FOR RUBBER HOSE  
 STECKER FÜR GUMMISCHLAUCH  
 EMBOUT POUR TUBE  
 ADAPTADOR CON PORTAGOMA  
 PLUG COM ESPIGÃO PARA TUBO DE BORRACHA

Code	A	C	CH1	CH2	Pack.
00266 00 001	14/6	55	15	17	10
00266 00 002	17/8	55	15	20	10
00266 00 003	19/10	55	15	22	10

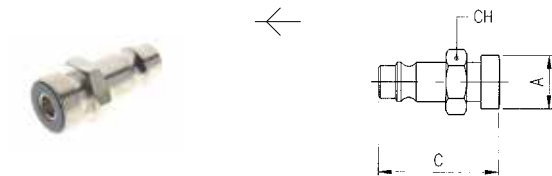


## 267

### INNESTO A BAIONETTA

BAYONET PLUG  
 STECKER MIT BAJONETT-VERSCHLUSS  
 EMBOUT À BAIONNETTE  
 ADAPTADOR BAYONETA  
 PLUG COM CONEXÃO TIPO BAIONETA

Code	A	C	CH	Pack.
00267 00 001	15	33.5	15	10



## 268

### INNESTO A SCARICO PROGRESSIVO

PLUG WITH GRADUAL EXHAUST  
 STECKER MIT PROGRESSIVER ENTLASTUNG  
 EMBOUT À PASSAGE PROGRESSIF  
 ADAPTADOR DE DESCARGA PROGRESIVA  
 PLUG COM ESCAPE PROGRESSIVO

Code	A	B	C	CH	Pack.
00268 00 001	1/4	11	41.5	17	10

